



## Bathing establishment Fact Sheet

|                               |   |
|-------------------------------|---|
| Name of bathing establishment | REMO BEACH  |
| Address                       | Via Arenile, 46   |
| City                          | Forte dei Marmi (Lu)  |
| Contacts                      | Telephone +39 0584 89287  |
| Website                       | <a href="https://www.remobeachclub.it/en/index">https://www.remobeachclub.it/en/index</a> |

**TESTED BY:** [Handy Superabile Social Promotion Association in summer 2023](#)

**Please note** The following information refers to the verification date shown at the bottom of each sheet. The Association is not responsible for any significant changes made to the property after the visit.

### Summary

|  |   |
|--|---|
| Bathing establishment Fact Sheet .....                             | 1 |
| Arrival at the facility .....                                      | 2 |
| Private/public parking.....  | 2 |
| Pathway from the parking lot to the main entrance .....            | 2 |
| Reception welcome.....   | 3 |
| Bar/restaurant .....   | 4 |
| Internal pathways and common services .....                        | 5 |
| Internal pathways.....   | 5 |
| Toilet and shower accessible to guests with reduced mobility ..... | 5 |
| Changing room .....  | 6 |
| Beach.....   | 7 |
| Children's play area .....   | 8 |
| Pool.....  | 8 |
| Medical practices/health facilities.....                           | 9 |

Project carried out with the contribution of





## Arrival at the facility


### Private/public parking

|  |   |
|--|---|
| Presence of private parking  | YES   |
| Fund type of private parking   | gravel  |
| Presence of parking space reserved for people with disabilities                    | NO  |
| Public parking nearby  | YES   |
| Fund type of public car park   | asphalt   |
|  |  |

### Pathway from the parking lot to the main entrance

|  |  |
|--|--|
| Pathway from the parking lot to the entrance | on a gravel surface which can make movement difficult for people in wheelchairs and a short connecting ramp with internal entrance |
| There are indicators and tactile maps        | NO   |
| Useful width of door/entrance passage        | greater than 90 cm   |






**Reception welcome**

|   |  |
|---|--|
| Umbrella booking system   | <input type="checkbox"/> Via the web<br><input checked="" type="checkbox"/> Via telephone<br><input checked="" type="checkbox"/> On site |
| Presence of multilingual staff  | YES  |
| Presence of plant plan with legend of services available  | NO   |
| Presence of visuo-tactile map   | NO   |
| Noticeboard/information panel sat an average height of 130 cm in a well-lit area and a character size of at least 14 dpi with a contrast ratio greater than 4.5:1 | NO   |
| The staff has undergone training on welcoming people with various disabilities  | NO   |





**Bar/restaurant**

|   |   |
|---|---|
| Type of venue   | Bar/restaurant  |
| Access to the venue   | flat  |
| Useful width of door/entrance passage   | 90cm  |
| Bar counter   | 106cm   |
| Type of tables  | with central support  |
| Space under the floor tables  | 67 cm   |
| Multilingual menu   | not detected  |
| Menu with large print characters  | NO  |
| Braille menu  | NO  |
| Table service for people with disabilities  | YES   |
| Availability of food for celiacs  | <input type="checkbox"/> bread <input type="checkbox"/> pasta <input type="checkbox"/> cookies <input type="checkbox"/> ice creams<br><input type="checkbox"/> pre-packaged foods |
|  |   |





## Internal pathways and common services

### Internal pathways



|  |                        |
|--|------------------------|
| Indicate whether the pathways connecting the entrance to the beach are flat or with ramps in addition to those already described | obstacle-free pathways |
|--|------------------------|

### Toilet and shower accessible to guests with reduced mobility

|   |   |
|---|---|
| Number of toilets accessible/usable by guests with reduced mobility | 1   |
| Access to the venue   | with a 175 cm long ramp, 7.5 cm difference in height, 4% slope.   |
| Useful width of entrance door                                       | 86 cm   |
| Toilet height   | 50cm  |
| Open front toilet seat  | YES   |
| Support handles   | to the right of the toilet  |
| Flexible shower next to the toilet                                  | YES   |
| Free space on the sides of the toilet                               | to the left large space<br>To the right 59cm<br>Front large space |
| Electric bell/telephone   | NO  |
| Washbasin with space underneath for a wheelchair                    | 86 cm   |
| Height from the ground to the lower edge of the mirror              | missing mirror  |
| Baby changing table   | not detected  |
| Shower accessible to guests with reduced mobility available         | YES in common with the toilet room                                |





|   |  |
|---|--|
|  |  |
| Floor-level shower  | YES  |
| Shower chair  | missing  |
| Support handle  | YES  |
| Presence of shower head or latch  | fixed shower head  |
| Electric bell/telephone   | YES  |



### Changing room

|  |   |
|--|---|
| Changing room accessible to guests with reduced mobility available | YES   |
| Access to the venue  | with a cm long ramp. 175 difference in altitude 7.5 cm slope 4% |
| Useful width of door/entrance passage                              | 82cm  |
| Dimensions of the changing room                                    | not detected  |
| Presence of cot  | NO  |
| Coat stand height from the floor                                   | greater than 140 cm and not accessible to people in wheelchairs |






**Beach**

|  |   |
|--|---|
| Type of beach  | sand  |
| Access to the beach  | flat  |
| Walkway to reach the umbrellas   | YES   |
| Type of walkway  | PVC   |
| Walkway width  | 90cm  |
|    |  |
| Removable Platform between the walkway and the umbrella station to facilitate the passage and parking wheelchair                           | YES   |
| Amphibious beach chair available for helping people with reduced mobility to enjoy swimming (owned by the establishment or by association) | YES   |





**Children's play area**

|  |              |
|--|--------------|
| Children's play area                               | not detected |
| There are games for children with reduced mobility | NO           |

**Pool**


|   |                     |
|---|---------------------|
| The property has a swimming pool              | YES                 |
| Access to the swimming pool                   | flat                |
| Useful width of entrance gate                 | greater than 90 cm  |
| Access to the tub                             | via ramp with steps |
| Bathing aids for guests with reduced mobility | amphibious chair    |



Project promoted by



Regione Toscana



### Medical practices/health facilities

|                             |   |
|-----------------------------|---|
| Hospitals near the facility | <b>Versilia Hospital SS 1, 335, 55049<br/>Camaiole LU Telephone: 0584 6051</b>  |
| Other healthcare facilities | <b>ASL Health District No. 12 Viareggio</b> Via Sant'Elme, 30 Tel. 058483873<br><b>Green Cross</b> Viale Italice, corner the via Risorgimento Tel. 058484013 Free first aid for white codes <b>Night medical guard</b> Tel. 0584 83896 (8pm-8am)<br><b>Mercy</b> Via PI da Carrara, 32 Tel. 0584752133/0584 752149<br><b>Medical service "San Camillo" nursing home</b> Via PI da Carrara, 37 Tel. 0584 7391<br><b>Dialysis service</b> Green Cross Viale Italice, corner the via Risorgimento Tel.058484013 affiliated with AUSL |

TESTED BY: Handy Superabile - Social Promotion Association - in summer 2023

Project carried out with the contribution of



Presidenza del  
Consiglio dei Ministri  
Ministro per la disabilità